


Painting an Animal

We have been learning digital painting skills on the computer, including creating shapes, using different brushes, filling areas with colour, adding text and using the **Undo** and **Redo** icons.




The digital painting software you have been using at school may be different to the one you have available at home. You may need to ask an adult for help if you are finding this task tricky.

Have a go at creating a digital painting of your favourite animal. This could be your pet; an animal you have seen at the zoo; an animal you have seen on a TV programme or a picture of an animal you have found using a search engine.


Think About It

- Which tools will you need to use?
- Which brush types might you use?
- Will you need to create your own customised colour to match the original painting?



Painting an Animal

We have been learning digital painting skills on the computer, including creating shapes, using different brushes, filling areas with colour, adding text and using the **Undo** and **Redo** icons.




The digital painting software you have been using at school may be different to the one you have available at home. You may need to ask an adult for help if you are finding this task tricky.

Have a go at creating a digital painting of your favourite animal. This could be your pet; an animal you have seen at the zoo; an animal you have seen on a TV programme or a picture of an animal you have found using a search engine.


Think About It

- Which tools will you need to use?
- Which brush types might you use?
- Will you need to create your own customised colour to match the original painting?



Painting an Animal

We have been learning digital painting skills on the computer, including creating shapes, using different brushes, filling areas with colour, adding text and using the **Undo** and **Redo** icons.



The digital painting software you have been using at school may be different to the one you have available at home. You may need to ask an adult for help if you are finding this task tricky.

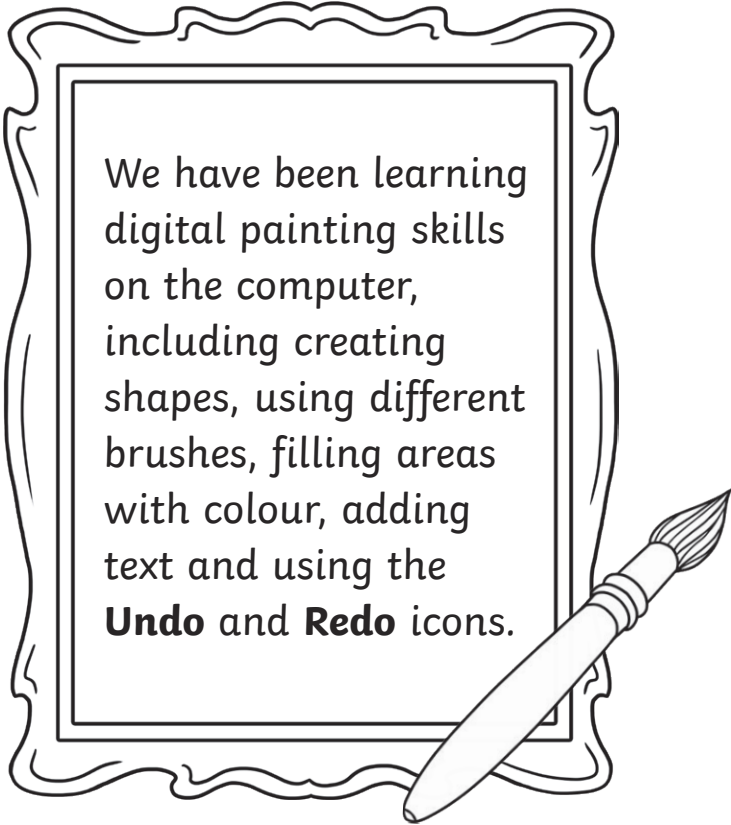
Have a go at creating a digital painting of your favourite animal. This could be your pet; an animal you have seen at the zoo; an animal you have seen on a TV programme or a picture of an animal you have found using a search engine.

Think About It


- Which tools will you need to use?
- Which brush types might you use?
- Will you need to create your own customised colour to match the original painting?




Recreate a Painting




We have been learning digital painting skills on the computer, including creating shapes, using different brushes, filling areas with colour, adding text and using the **Undo** and **Redo** icons.



The digital painting software you have been using at school may be different to the one you have available at home. You may need to ask an adult for help if you are finding this task tricky.



Have a go at turning a painting into a digital painting using the painting software you have at home.



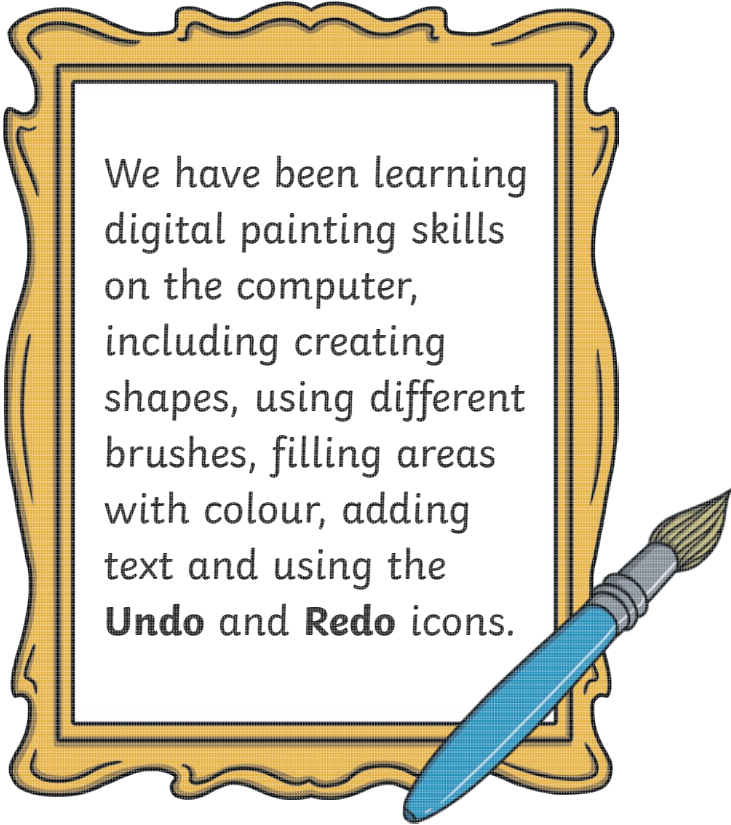
You could choose a picture or painting that you have at home.

Try to recreate it using painting software.

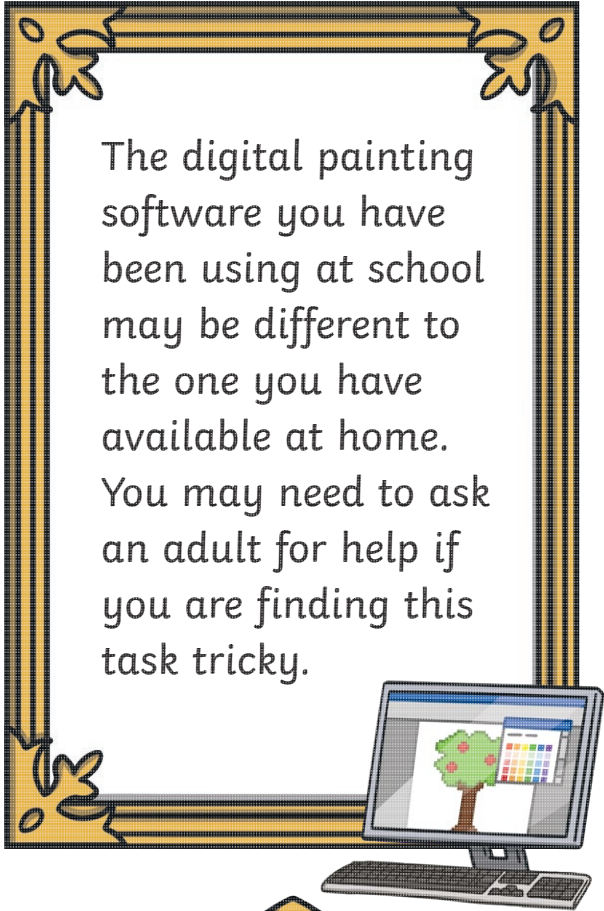
Think About It

- Which tools will you need to use?
- Which brush types might you use?
- Will you need to create your own customised colour to match the original painting?


Recreate a Painting




We have been learning digital painting skills on the computer, including creating shapes, using different brushes, filling areas with colour, adding text and using the **Undo** and **Redo** icons.



The digital painting software you have been using at school may be different to the one you have available at home. You may need to ask an adult for help if you are finding this task tricky.



Have a go at turning a painting into a digital painting using the painting software you have at home.



You could choose a picture or painting that you have at home. Try to recreate it using painting software.


Think About It

- Which tools will you need to use?
- Which brush types might you use?
- Will you need to create your own customised colour to match the original painting?


Recreate a Painting



We have been learning digital painting skills on the computer, including creating shapes, using different brushes, filling areas with colour, adding text and using the **Undo** and **Redo** icons.



The digital painting software you have been using at school may be different to the one you have available at home. You may need to ask an adult for help if you are finding this task tricky.



Have a go at turning a painting into a digital painting using the painting software you have at home.

You could choose a picture or painting that you have at home. Try to recreate it using painting software.

Think About It

- Which tools will you need to use?
- Which brush types might you use?
- Will you need to create your own customised colour to match the original painting?